


# Get started with Zoom




User guide for first time users at Malmö University

- Visit [mau-se.zoom.us](https://mau-se.zoom.us)
- Click "Sign in"



- Log in with your computer ID.



MALMÖ  
UNIVERSITET

Datorid


Lösenord

Logga in


> Har du glömt ditt lösenord?

> In english

Now your account is created and ready to use!



SOLUTIONS ▾PLANS & PRICINGCONTACT SALES

SCHEDULE A MEETINGJOIN A MEETINGHOST A MEETING ▾SIGN OUT

PERSONAL

Profile

Meetings

Webinars

Recordings


Settings

Upcoming Meetings

Previous Meetings

Personal Meeting Room

Meeting Templates

Get Training

Schedule a New Meeting

Join a meeting from an H.323/SIP room system

Recently Deleted

Start Time ▾

Topic ▾

Meeting ID

The user does not have any upcoming meetings.  
To schedule a new meeting click Schedule a Meeting.

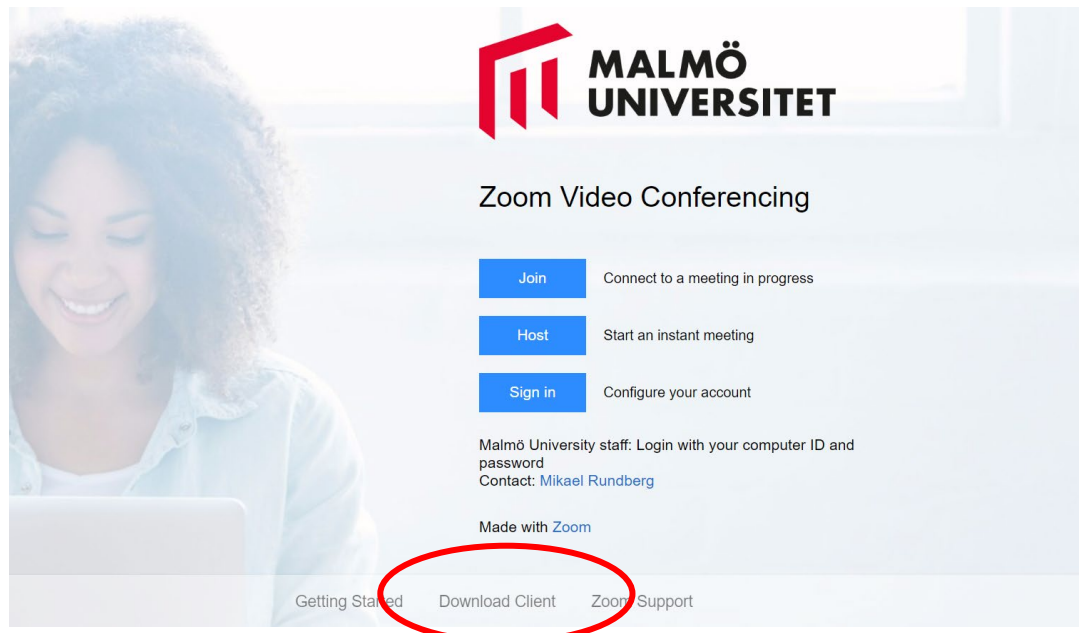
To get the most out of Zoom's functionality, it is recommended that you download the Zoom client to your computer and / or the app to your phone / tablet.

Download and install computer client:

Visit [mau-se.zoom.us](https://mau-se.zoom.us) and click "Download Client".  
Follow instructions depending on type of computer.

Install app on phone/tablet:

Visit App Store/Google Play and search for "Zoom".



**Zoom Cloud Meetings** 4+

Meet Happy

Zoom

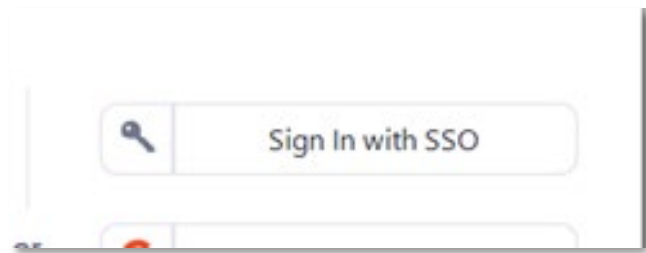
#1 in Business

★★★★★ 4.6, 64.6K Ratings

Free

# Always log in with SSO and computer ID!

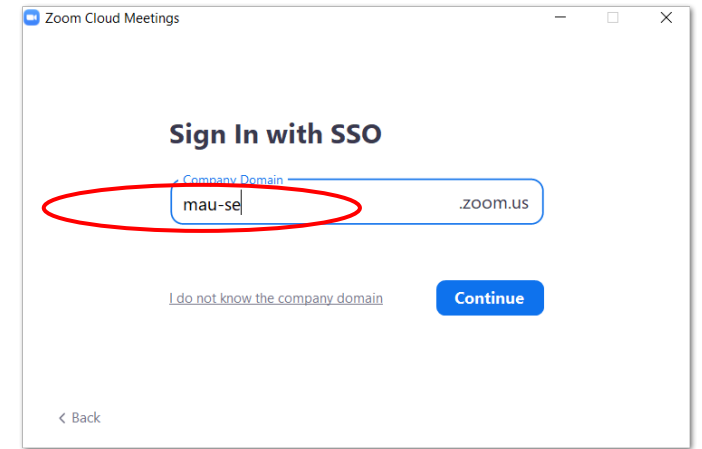
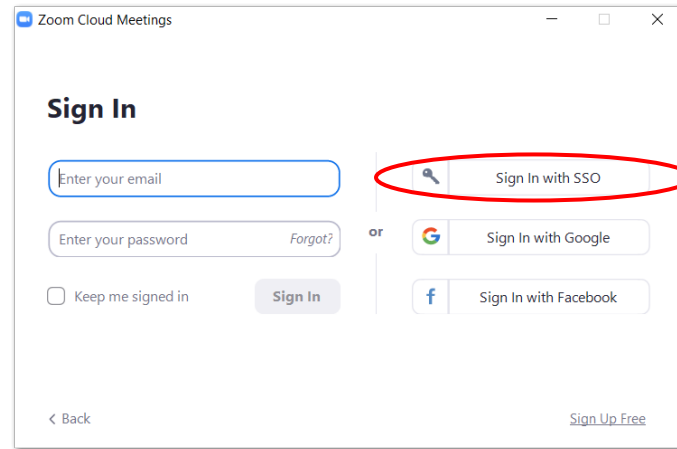
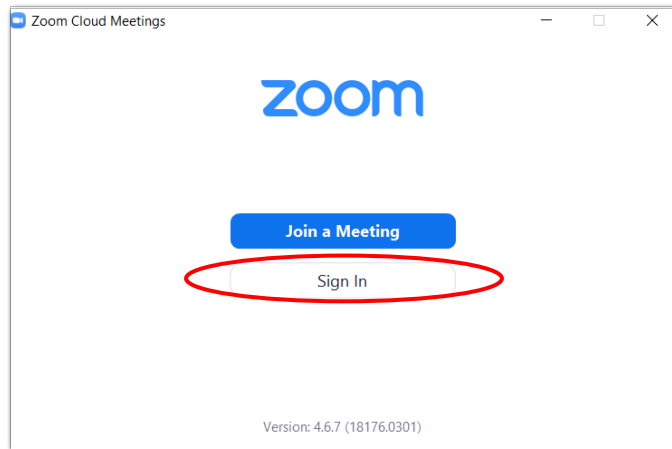
To let Zoom know that you have an account that's connected to Malmö University, you need to log in with your computer ID. Therefore, always look for an **SSO** option when logging in.



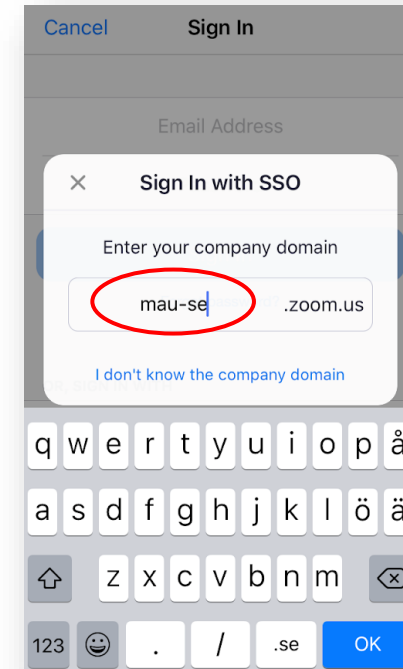
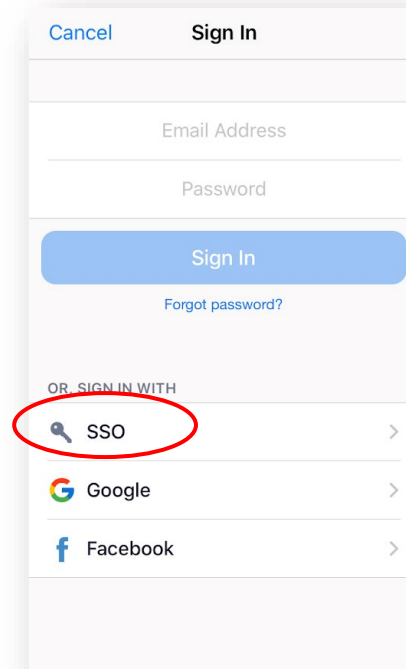
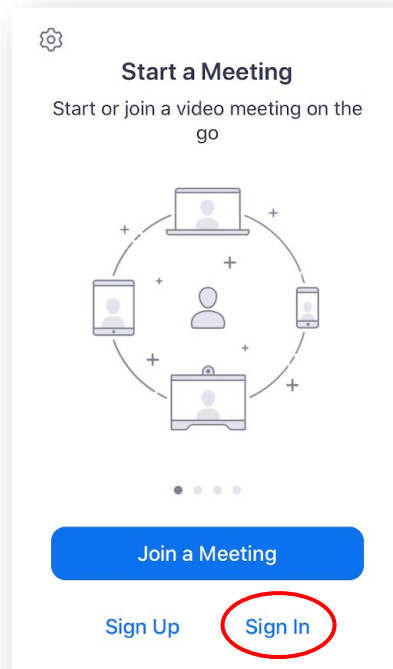
*What is SSO?*

*Single sign-on, SSO, is a way to use existing user authentication data so that the user only need one log in to reach all the systems connected.*

# Computer client log in:



# Phone/tablet app log in:





More user guides och short videos on  
[support.zoom.us](https://support.zoom.us)