

Get started with Zoom





User guide for beginners –
Create an account, download and sign/log in.

Full access account

- As a Malmö University student you can use a full access account in Zoom. This requires that you have a Malmö University computer identity ([more on computer](#) identity)
- A full access account has no restrictions on time usage, number of meetings or participants
- If you already have a free Zoom account that is connected to the same email address, you can merge the two accounts

- Visit mau-se.zoom.us
- Click on "Sign in"



 **MALMÖ
UNIVERSITET**

Zoom Video Conferencing

[Join](#) Connect to a meeting in progress

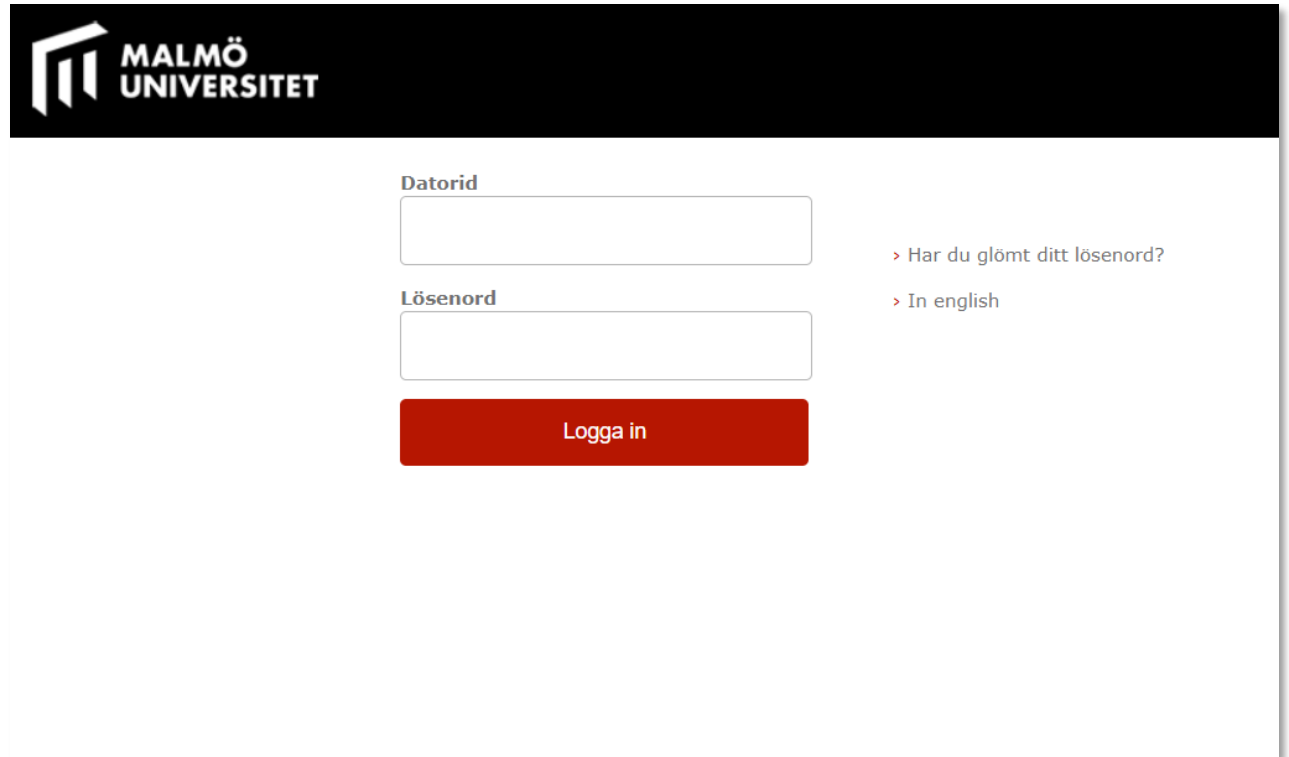
[Host](#) Start an instant meeting

[Sign in](#) Configure your account

Malmö University staff: Login with your computer ID and password
Contact: [Mikael Rundberg](#)

Made with [Zoom](#)

- Use your computer identity to sign in. Your computer identity is the same one that you would use when signing in to the University's computers.



The image shows a login page for Malmö University. At the top left, there is a black header with the Malmö University logo and the text "MALMÖ UNIVERSITET" in white. Below the header, the page is white. On the left side, there are two input fields: the first is labeled "Datorid" and the second is labeled "Lösenord". Below these fields is a red button with the text "Logga in". On the right side, there are two links: "> Har du glömt ditt lösenord?" and "> In english".

**MALMÖ
UNIVERSITET**


Datorid


Lösenord

Logga in

> Har du glömt ditt lösenord?
> In english


Now your full access account is ready to be used!



zoom SOLUTIONS ▾ PLANS & PRICING CONTACT SALES SCHEDULE A MEETING JOIN A MEETING HOST A MEETING ▾  SIGN OUT

PERSONAL

- Profile
- Meetings**
- Webinars
- Recordings
- Settings

Upcoming Meetings Previous Meetings Personal Meeting Room Meeting Templates  Get Training

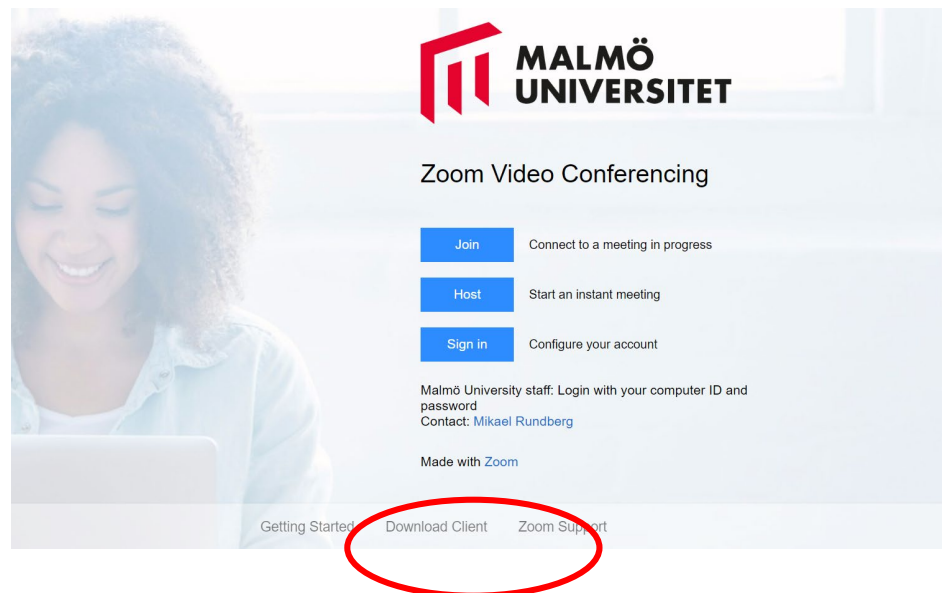
[Schedule a New Meeting](#) [Join a meeting from an H.323/SIP room system](#) [Recently Deleted](#)

Start Time ↕	Topic ↕	Meeting ID
<p>The user does not have any upcoming meetings. To schedule a new meeting click Schedule a Meeting.</p>		

To get the best user experience in Zoom, we recommend that you download the Zoom application to your computer, tablet or smartphone.

Download and install the computer software:

Visit mau-se.zoom.us and click on "Download Client". Follow the instructions for the kind of computer that you use.



Install the app on your smartphone or tablet:

Visit App Store/Google Play and search for "Zoom"



ZOOM Cloud Meetings 4+

Meet Happy

Zoom

#1 in Business

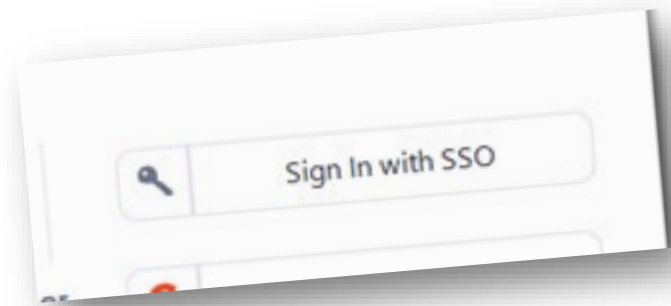
★★★★★ 4.6, 64.6K Ratings

Free

Always sign in with SSO and your computer identity!

In order for your computer/smartphone/tablet to find your Malmö University Zoom account, you need to sign in with your computer identity.

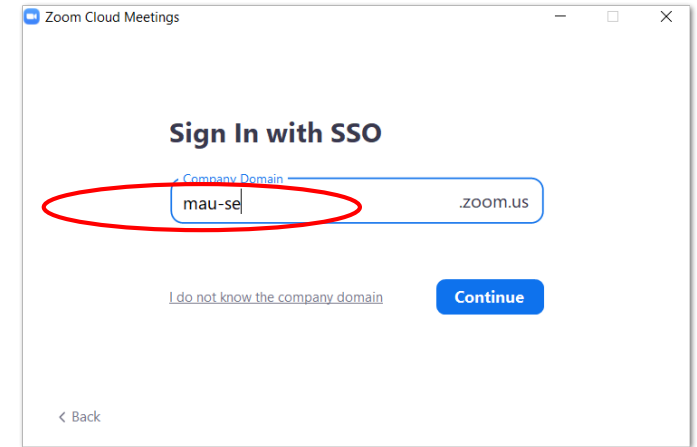
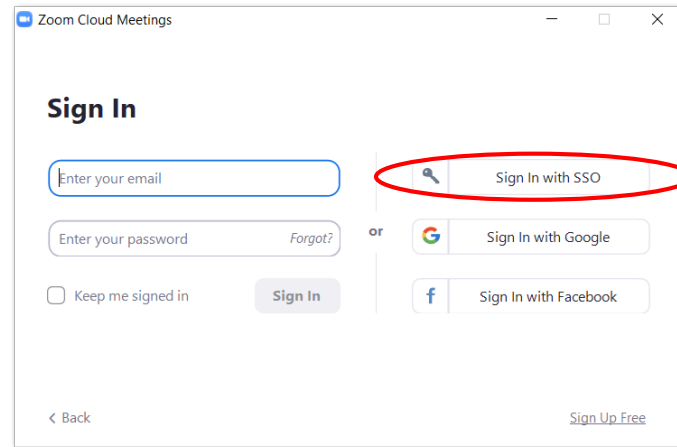
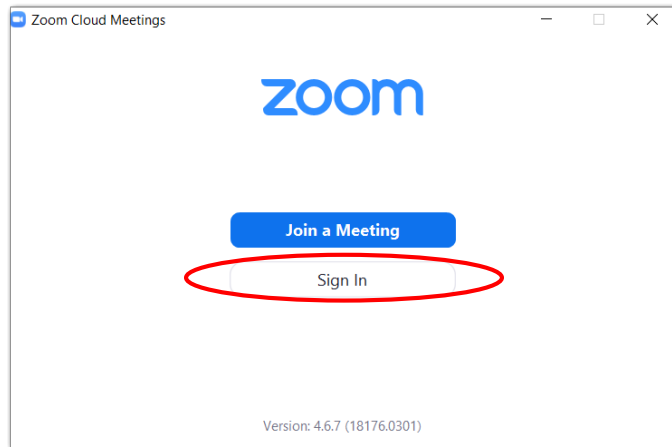
ALWAYS look for an **SSO alternative** when you sign in.



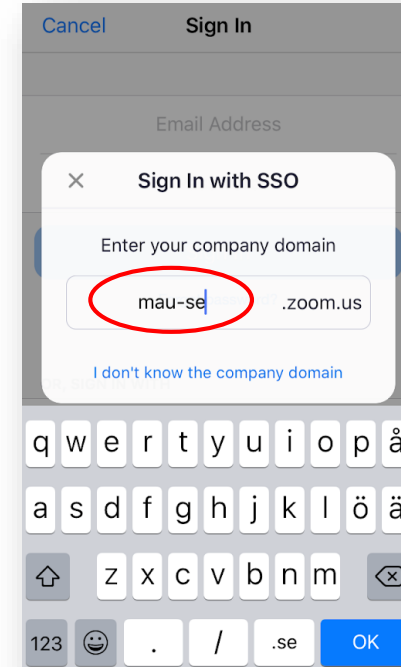
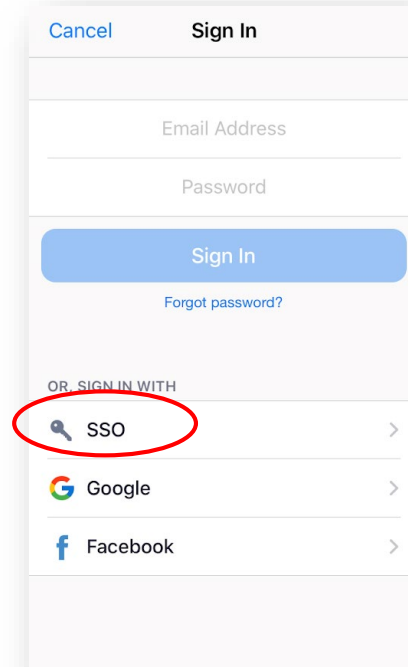
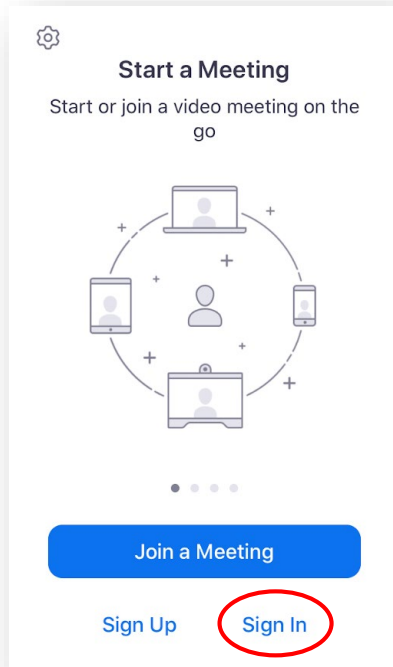
What is SSO?

***Single sign-on, SSO**, allows you to use your computer identity to simultaneously sign in to all the different MAU-systems that are connected to the service. The advantage is that you only need one sign/log in username and password (your MAU computer identity) for all the different MAU systems.*

How to sign in with SSO on your computer



How to sign in with SSO on your smartphone or tablet



User guides and short film tutorials on how to use Zoom can be found at support.zoom.us